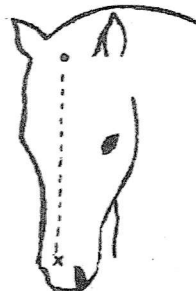


MEASURING YOUR HORSE ACCURATELY FOR REGISTRATION

HEAD LENGTH:

Place the end of a cloth measuring tape between the horse's ears at the center of the poll, allowing the tape to lay flat, down along the center of the face to an imaginary line directly above the top of the nostrils as illustrated.




CIRCUMFERENCE OF MUZZLE:

Center the end of your tape directly above the top of the nostrils, wrapping the tape around the entire muzzle and back to the starting point.



EAR LENGTH:

Measure from the tip of the ear down to the base, on the inside center of the ear as shown.




WIDTH BETWEEN EYES:

Measure across the forehead from the inside edge of one eye to the inside edge of the other eye.




LENGTH OF NECK (topline):

Begin at the center of the poll, bringing the tape down the crest of the neck to the center of the wither.




LENGTH OF BACK:

Begin at the center of the wither, following the natural contour of the back in a straight line to the beginning of the croup, at the center of the back between the points of the hip.



LENGTH OF CROUP:

Measured from the top center, between the points of the hip, along the croup to the base (dock) of the tail.



LENGTH OF SHOULDER:

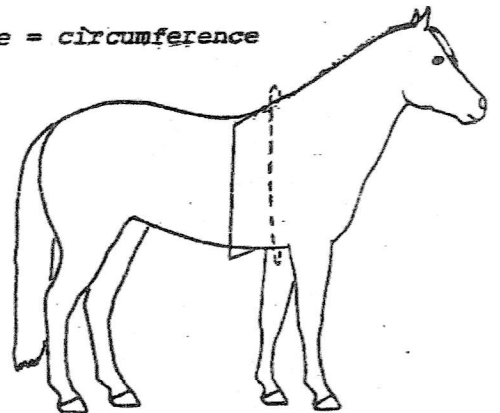
Lay your tape diagonally along the line of the shoulder from the side of the wither at mid-point, down to the point of shoulder.



CIRCUMFERENCE OF HEART GIRTH:

Dotted line = circumference

Begin at the center of the wither, bringing the tape down and around the entire barrel and back up the other side to the starting point at the wither.



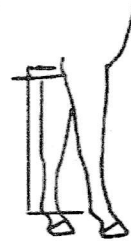
DEPTH OF HEART GIRTH:

A carpenter's measuring stick (fold-up type) can be used to obtain this measurement, or a height-in-hands stick. The method is best explained by illustration.

Solid line = depth

LENGTH OF FORELEG:

This measurement is taken from the back of the front leg, beginning at the elbow and continuing in a straight line with the tape down to the point of the fetlock.



LENGTH OF FOREARM:

Begin at the front, uppermost part of the leg (where it joins with the body), bringing the tape in a straight line down the leg to the center of the knee.



LENGTH OF CANNON:

Again, from the front of the leg, begin at the center of the knee and bring the tape down the lower part of the leg to the top of the fetlock joint.



CIRCUMFERENCE OF CANNON:

Measure from a point halfway between the knee and the fetlock joint, around the lower part of the foreleg.



LENGTH OF PASTERN:

Follow the line of the pastern with your tape in front, from the base of the fetlock joint to the coronet. Please note this method of measurement has been altered on the enclosed application form.



DISTANCE FROM GROUND TO BODY:

Measured from the bottomline of the heart girth (in a line directly below the base of the wither) down to the ground.

